

LED WATERPROOF ZEUS IP66 TW DALI



KEY FEATURES

- Professional IP66 Waterproof fixture with robust design
- Available in 150cm and 120cm
- Standard equipped with 3x2.5mm² through wiring
- Standard equipped anti-vandal stainless steel clips
- Cable gland (2-sides) with 8-14mm clamping range
- 5-year Pragmalux Warranty
- Up to 7 years Pragmalux warranty by project registration

OPTIONS



APPLICATIONS



SPECIFICATIONS

Item code	Description	W	lm	lm/W	Kelvin	CRI	Input current	Lifetime L80B10	Beam angle
4607191	LED Waterproof Zeus IP66 35W 1200 4000K Incl. 5x2.5mm TW DALI	35	4850	139	4000	≥80	0.16A	76,000	120°
4607207	LED Waterproof Zeus IP66 51W 1500 4000K Incl. 5x2.5mm TW DALI	51	7400	145	4000	≥80	0.23A	76,000	120°
4607498	LED Waterproof Zeus IP66 61W 1500 4000K Incl. 5x2.5mm TW DALI	61	8900	146	4000	≥80	0.29A	76,000	120°

TECHNICAL DATA

Electrical data	
Voltage (V)	220-240
Frequency (Hz)	50/60
Power factor (λ)	≥0.9
Operating mode	Integrated LED Driver
Electrical connection	Max 5x2.5mm ² wire
Total harmonic distortion	≤ 20 %

Temperatures & operating conditions	
Ambient temperature	25°C
Operating temperature	-25 ~ +40°C
Storage temperature	-20 ~ +80°C

Colors & materials	
Color (Housing)	Grey RAL7035
Material (Housing)	PC
Material (Diffuser)	PC

Certificates & standards	
Driver certificates	CE/ENEC
Fixture certificates	CE/ENEC
Ingress protection	IP66
Protection class	I
Protection class IK	08
Glow Wire Test (IEC 695-2-1)	850°C
Photobiological safety group EN62778	RG0

Capabilities	
UGR	≤25
Dimmable	Yes, DALI
Type of connection	Push Terminal, 5-pole
LED Module replaceable	No
Installation	Through-wiring Possible

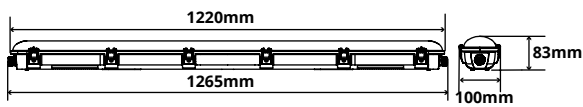
LED WATERPROOF ZEUS IP66 TW DALI

SPECIFICATIONS DRIVERS

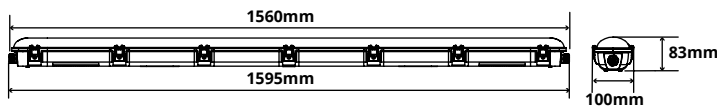
Item code	Description	Driver failure rate at 5,000h	Inrush current Ipeak (A)	Inrush current Twidth (µs)	Max. No. of drivers on MCB Type							
					B 10A	B 13A	B 16A	B 20A	C 10A	C 13A	C 16A	C 20A
4607191	LED Waterproof Zeus IP66 35W 1200 4000K Incl. 5x2.5mm TW DALI	≤1%	23.1	221	13	17	22	27	22	29	37	45
4607207	LED Waterproof Zeus IP66 51W 1500 4000K Incl. 5x2.5mm TW DALI	≤1%	25.1	214	13	17	21	26	21	28	35	43
4607498	LED Waterproof Zeus IP66 61W 1500 4000K Incl. 5x2.5mm TW DALI	≤1%	25.1	214	13	17	21	26	21	28	35	43

DIMENSIONS


LED Waterproof Zeus IP66 1200 DALI



LED Waterproof Zeus IP66 1500 DALI



PRODUCT DETAILS



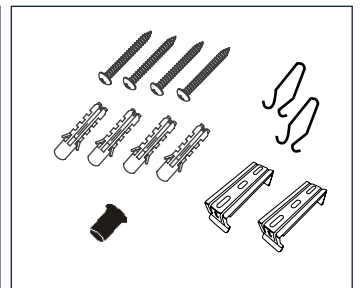
Detail 1



Detail 2



Detail 3



Accessories Included

PRAGMALUX

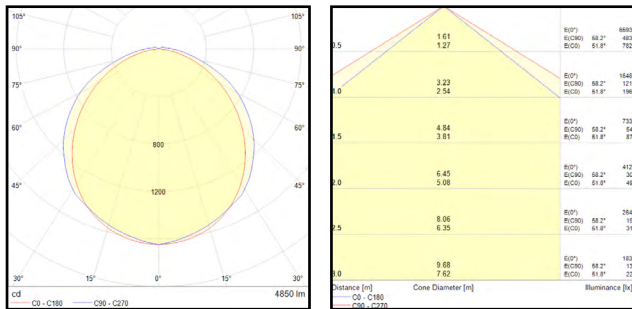
All rights reserved. Pragmalux - PDL Lighting Group B.V. retains the right to modify product specifications without any prior notice or obligation and does not assume any liability for any consequences of using this document. Subject to errors and printing errors. Luminous flux tolerance: +/- 10%. Power consumption tolerance: +/- 10%.

Version: May 2020

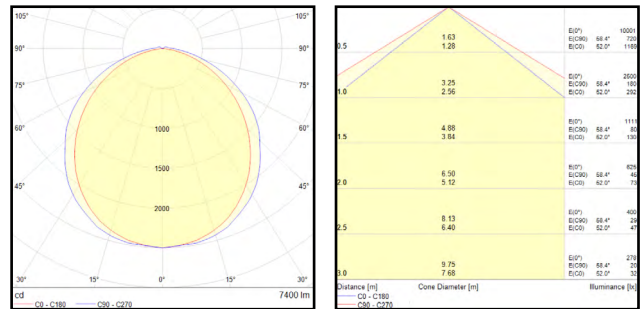
LED WATERPROOF ZEUS IP66 TW DALI

PHOTOMETRIC SPECIFICATIONS

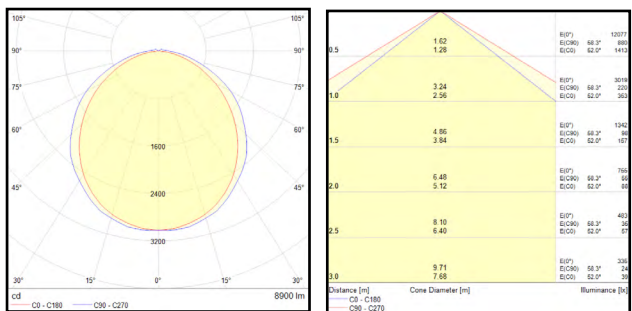
LED Waterproof Zeus IP66 35W 1200 4000K TW DALI



LED Waterproof Zeus IP66 51W 1500 4000K TW DALI



LED Waterproof Zeus IP66 61W 1500 4000K TW DALI



PACKAGING INFORMATION

Item code	Description	Net weight product (g)	Single box		Master carton		
			Dimensions (LxWxH) (mm)	Weight (g)	Units per master carton	Dimensions (LxWxH) (mm)	Weight (g)
4607191	LED Waterproof Zeus IP66 35W 1200 4000K Incl. 5x2.5mm TW DALI	1950	1240X104X87	2150	6	1255X280X225	13800
4607207	LED Waterproof Zeus IP66 51W 1500 4000K Incl. 5x2.5mm TW DALI	2400	1580X104X87	2650	6	1595X280X225	17000
4607498	LED Waterproof Zeus IP66 61W 1500 4000K Incl. 5x2.5mm TW DALI	2400	1580X104X87	2650	6	1595X280X225	17000

APPLICATIONS



PRAGMALUX

All rights reserved. Pragmalux - PDL Lighting Group B.V. retains the right to modify product specifications without any prior notice or obligation and does not assume any liability for any consequences of using this document. Subject to errors and printing errors. Luminous flux tolerance: +/- 10%. Power consumption tolerance: +/- 10%.

Version: May 2020

